

To develop a sustainable university

Case Study Wageningen University & Research

2019-04-15, Erna Maters and Joris Fortuin



Wageningen's domain: Food and Living Environment

Education & Research

- Wageningen University
- Wageningen Research
- 12.000 students
- 5.000 staff

- Sustainable production and food processing
- Animal feed and biobased products
- International food chains and networks
- Food security and food health aspects

Society and well-being



Food, feed and biobased production

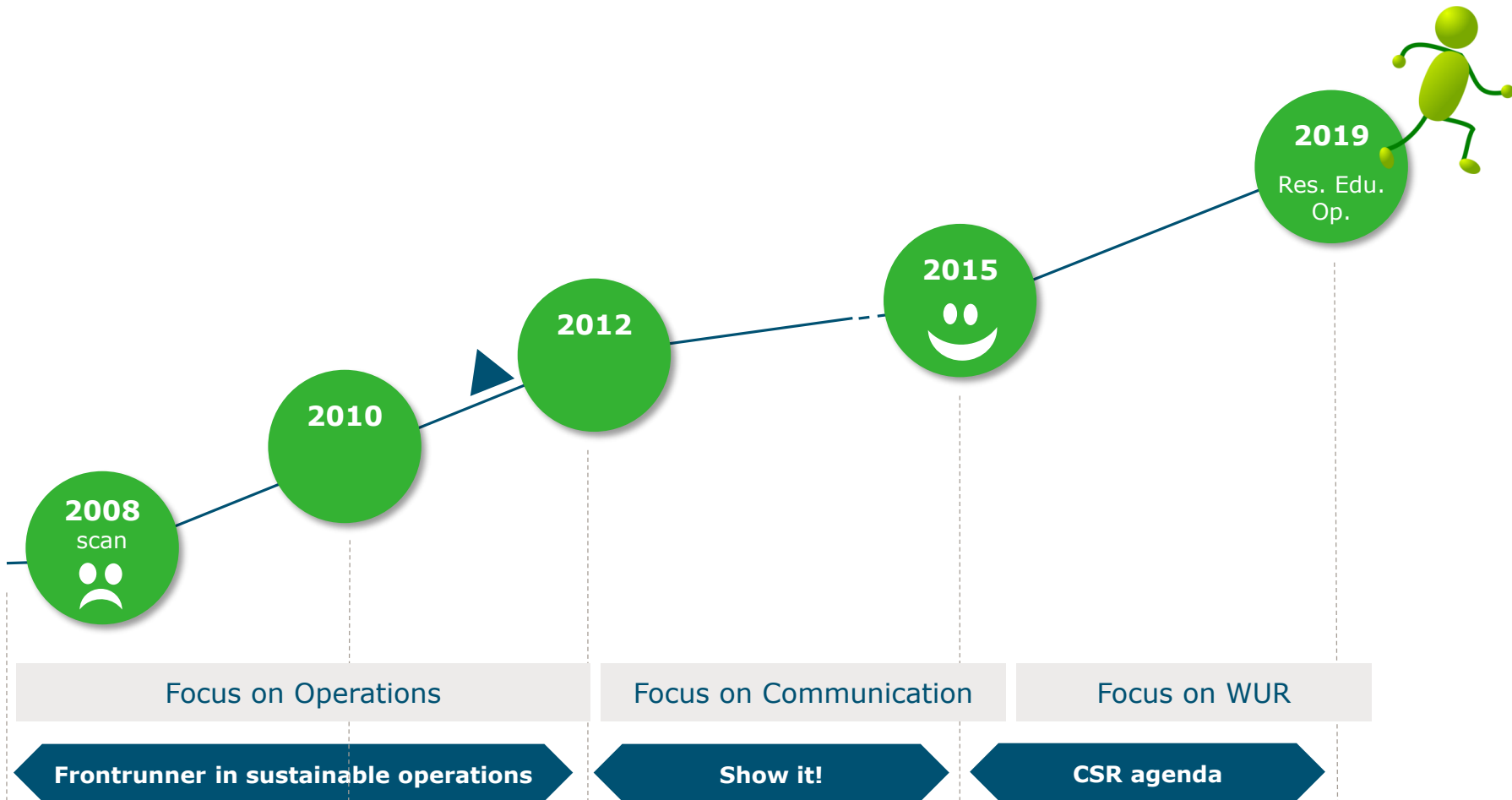


Natural resources and Living environment

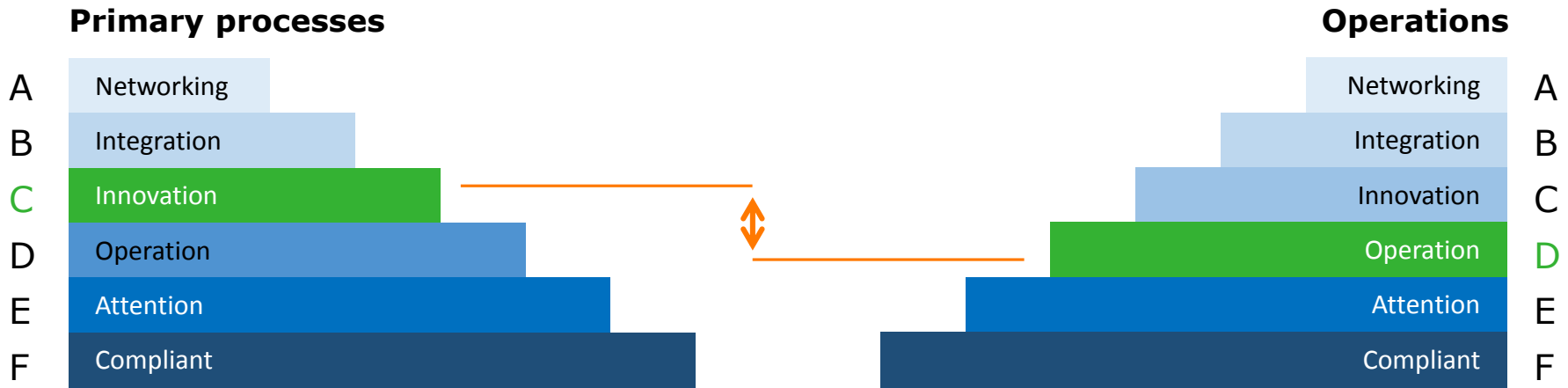
- Food and Living environment
- Lifestyle
- Perceptions
- Governance
- Market and chains
- Social innovations

- Nature and landscape
- Land use
- Water, sea and natural resource management
- Biodiversity

The road of WUR sustainability/CSR

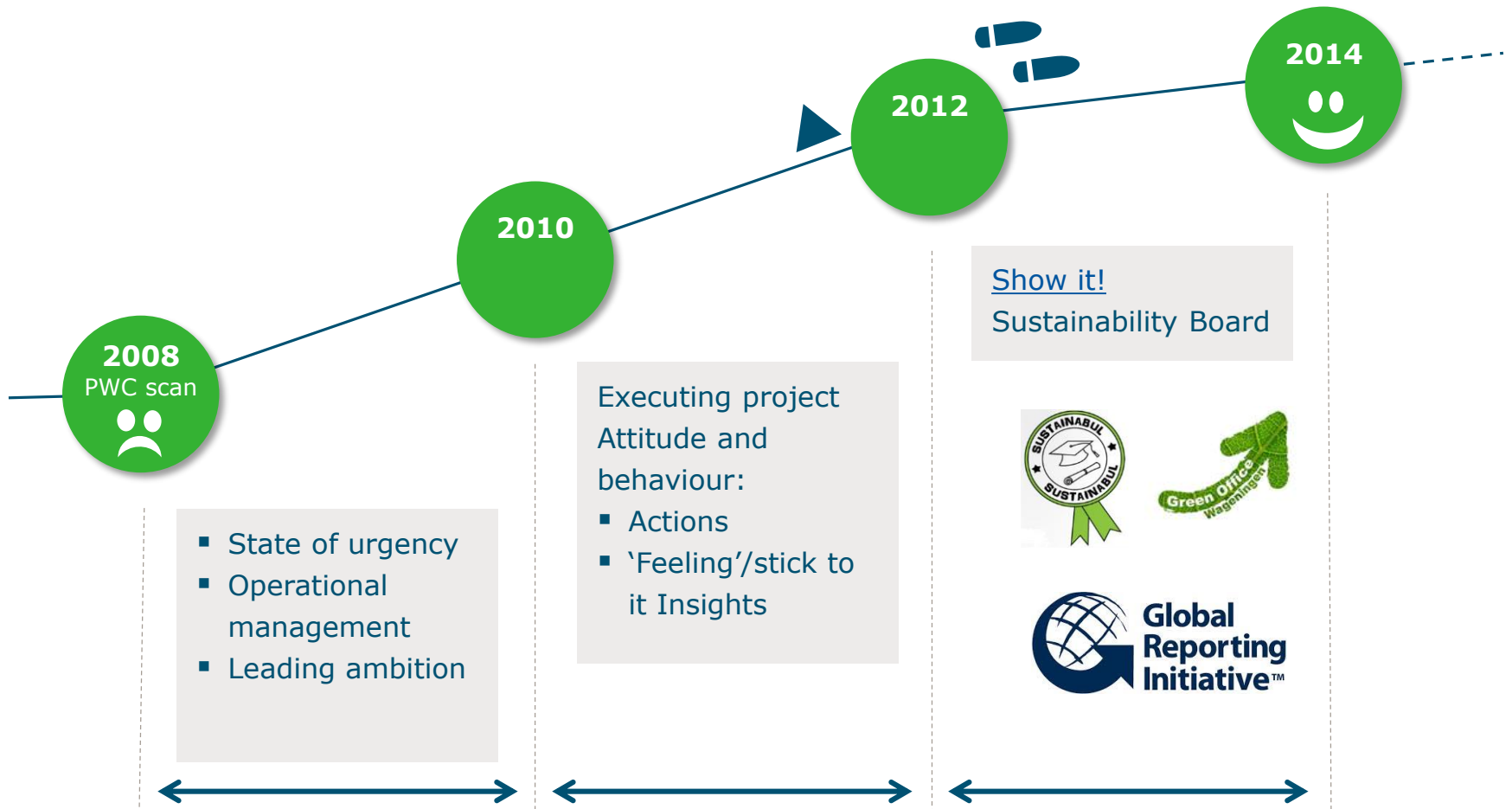


2008 Study PWC: the starting point



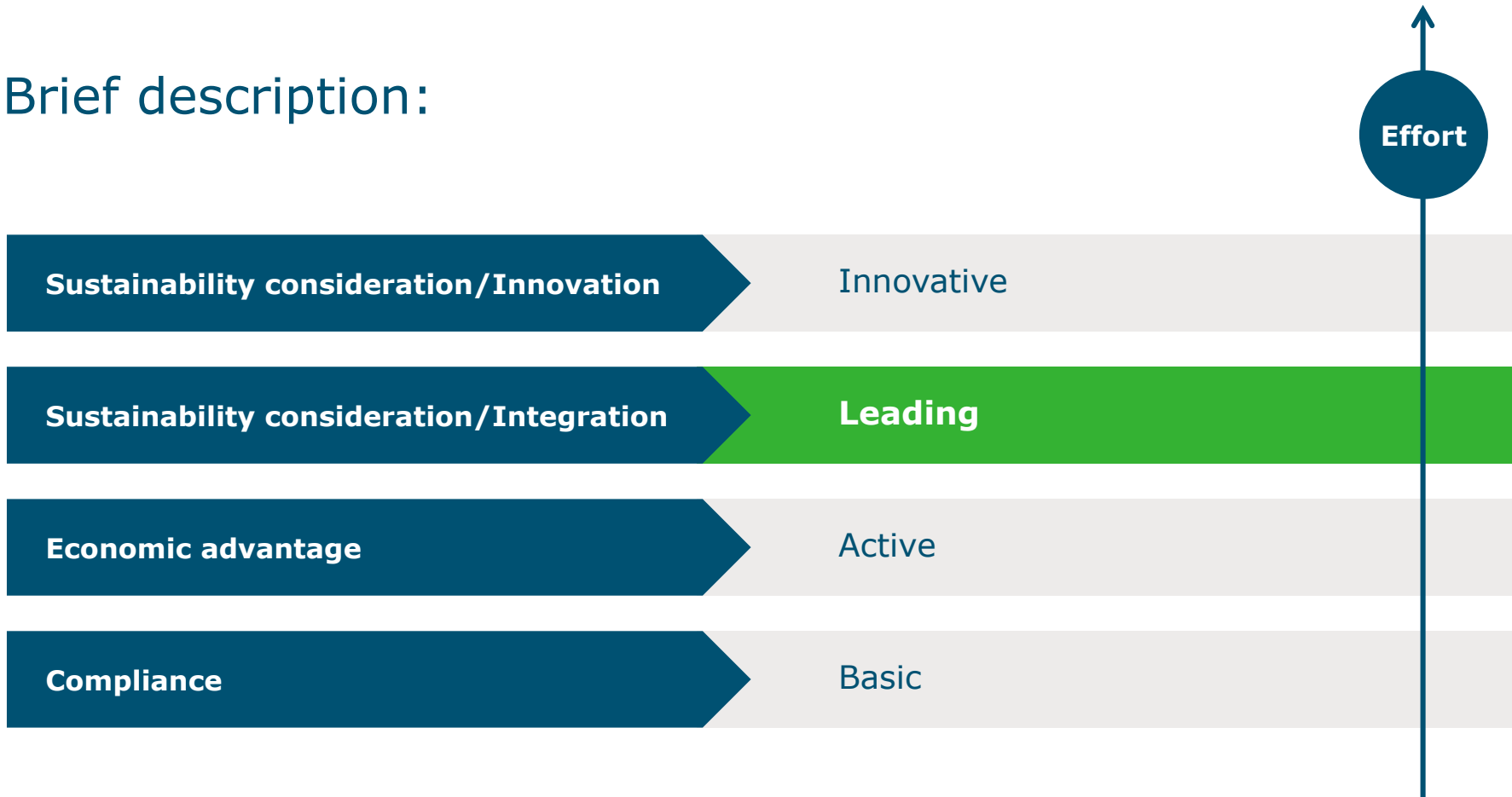
Proposed actions	Status 2012	Via
Determine Vision, strategy and goals on Sustainability for WUR by Executive Board	✓	Ambition + Action Plan
Compose a sustainability working group from staff for cooperate and science groups	✓	Task Force + Steering Group
Describe responsibilities for sustainability (via Facilities & Services and SGs from Board till operational staff)	✓	F&S (HRM) + o.m. QAE
Accord on action plan including SMART activities	✓	Action Plan

The past: 2008-2014



Ambition levels

Brief description:



Actions

[intranet](#) [internet](#)

CONSTRUCTION & ENERGY

E-efficiency
Organic Village/plt-e
Sustainable Campus
Energy management
LED lighting
E-Saving in the north section of the Campus
Solar power
Framework plan for thermal storage
O&R Check-list
DJOP/DMJOP
Pioneering construction

CATERING

Sustainable catering: range
Introduction of compostable drinking cups
Food waste monitoring
E-reduction equipment
Knowledge level of personnel
Knowledge transfer to and from visitors
CO₂ footprint catering

Green office: Meatless Mondays

Local/regional products
Stop food waste
Transport optimisation

PROCUREMENT

Sustainability table
0-measurement + monitoring
Department for improving sustainability
Embedding policy
Panel set-up
Local purchases

WASTE

Suppliers' reports
Optimisation of collection
Production of compost and

Green office: plastics

biogas from organic kitchen and garden waste

RESEARCH & EDUCATION

Incentives for using E&R
AISHE instrument
Facilitation of pioneers
Green Learning Centre

Green Office: Green Match, Green Teacher Award en Entrepreneurship for Sustainability

SUSTAINABLE EMPLOYEE

The New Form of Working
Encouragement of bicycle use
Sustainability in P&D interviews
The 'leading by example' role of management
Sustainable behaviour of personnel
CSR: social paragraph in CSR
Digital payslip

Green Office: Smart IT, warm sweater day

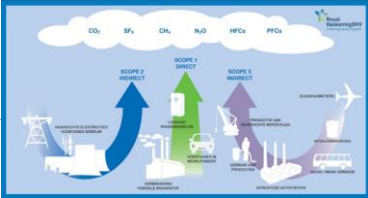




MOBILITY

Mobility covenant
Incentives for travelling by train
Carpooling
Video conferencing
CO₂ compensation fund
E-bicycle and E-scooter
Green guests
Promotion of travelling by public transport and bicycle
HOPT service and bicycle dispenser

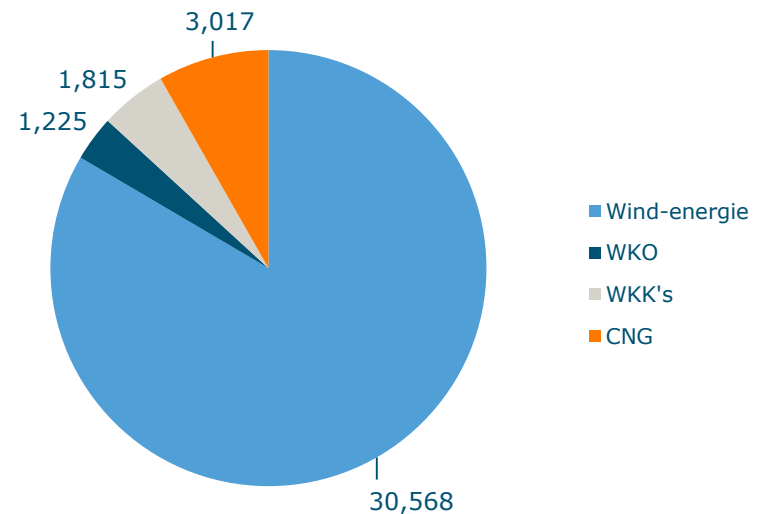
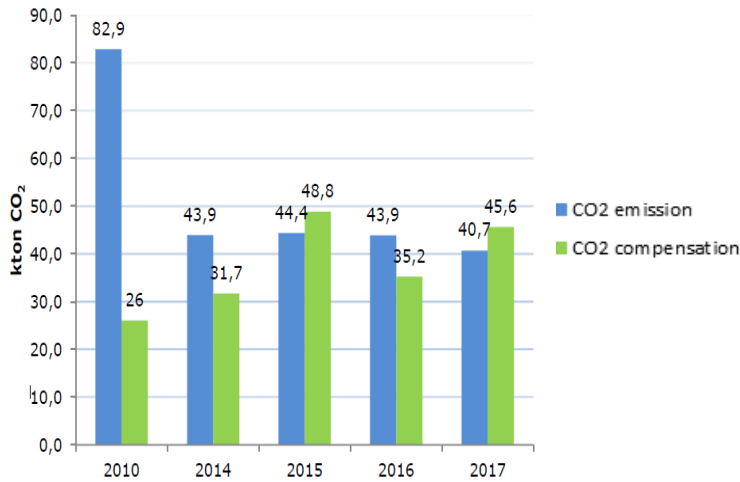
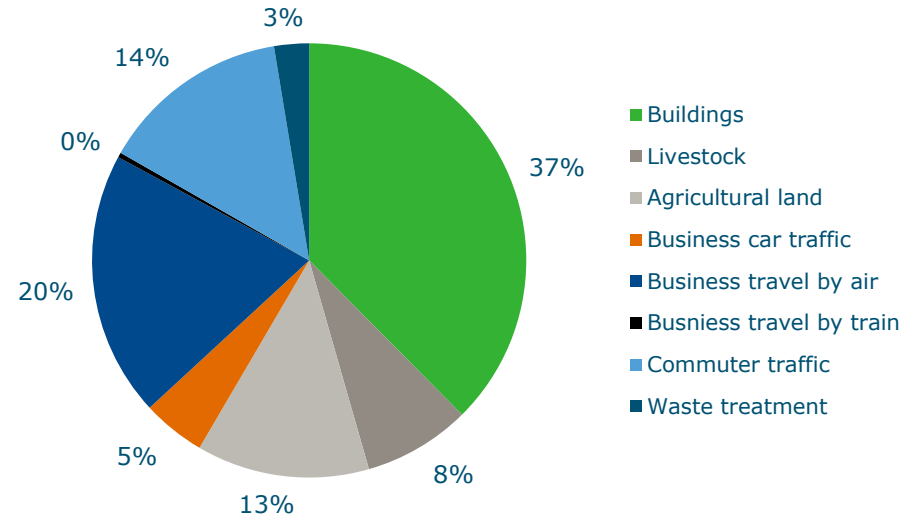
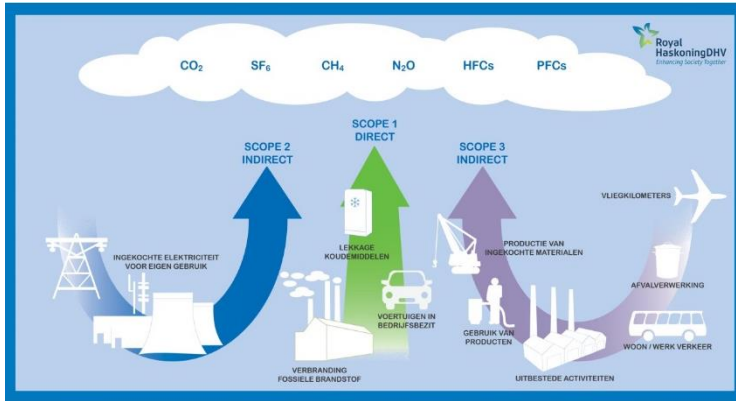
Green Office: re use bicycles, Introduction Days



2012-2014: Show it! – some results

Activities	Results of sustainable operations	Results of sustainable Wageningen UR
Fulfilment of the 'leading' ambition		
Links between Education, Research and Operations		
Creation of awareness		

Basis Carbon footprint



Results of operations

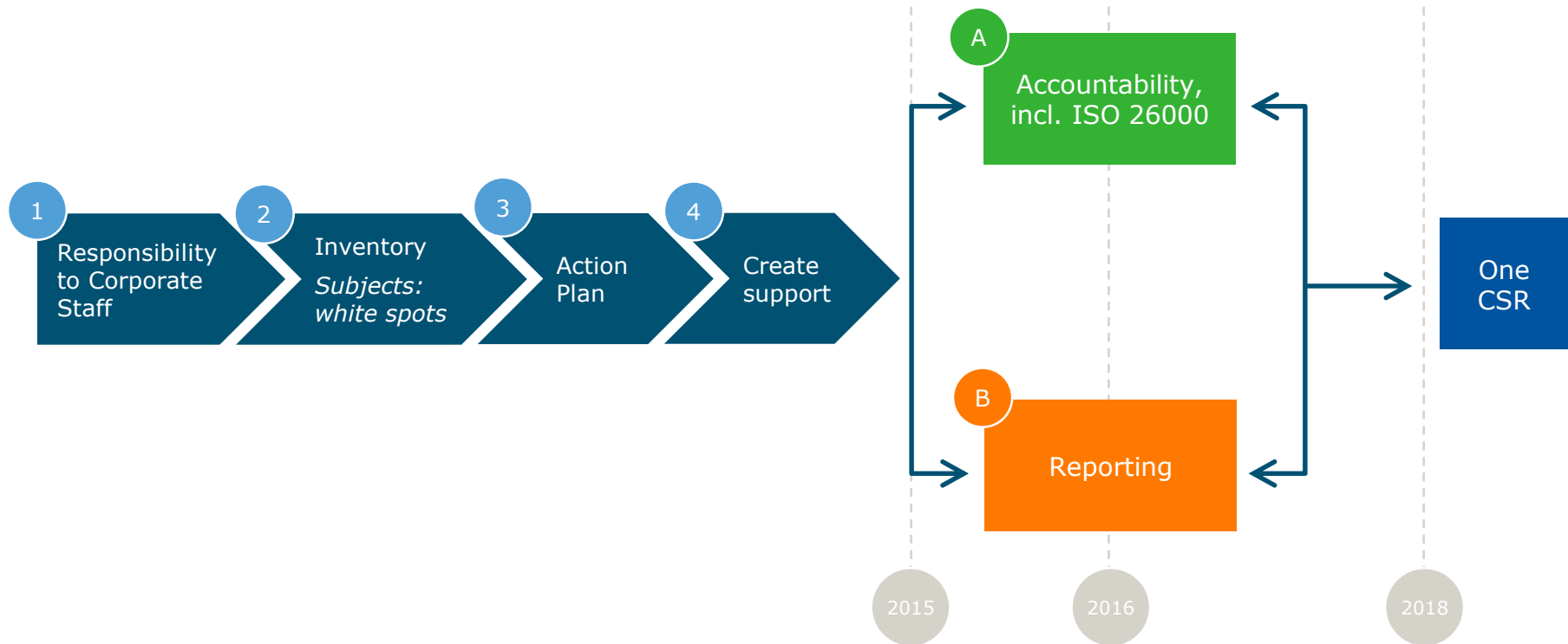
Table 2.23 Summary of the environmental results of operational management

Component / Issue		Objective	Achieved in 2017
(1)	CO ₂ footprint	Reduction relative to 2010	-51%
	CO ₂ compensation footprint	Increase relative to 2010	+77%
	Climate neutrality		112%
(2)	Energy	2.0% reduction per year	-6%
		Sustainable electricity procurement	100% ^{a)}
		Generating wind energy	60 million kWh
(3)	Waste	Reduction relative to 2016	-0,3%

^{a)} Purchase of wind energy with guarantees of origing, registered with certiq

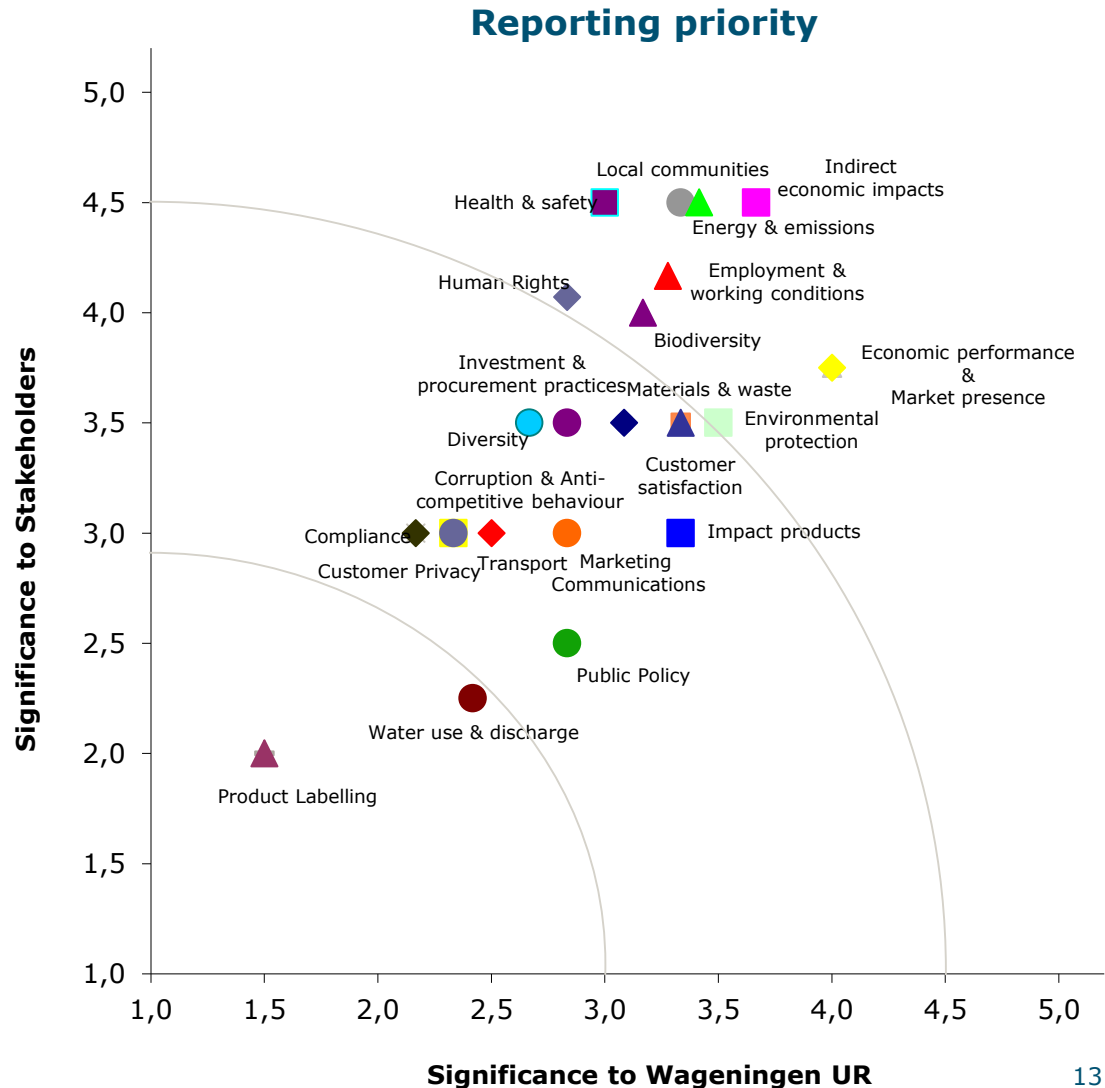
Towards WUR-CSR

Core: Balancing scientific, social and economic interests in our considerations and our responsibilities exceed our own activities.

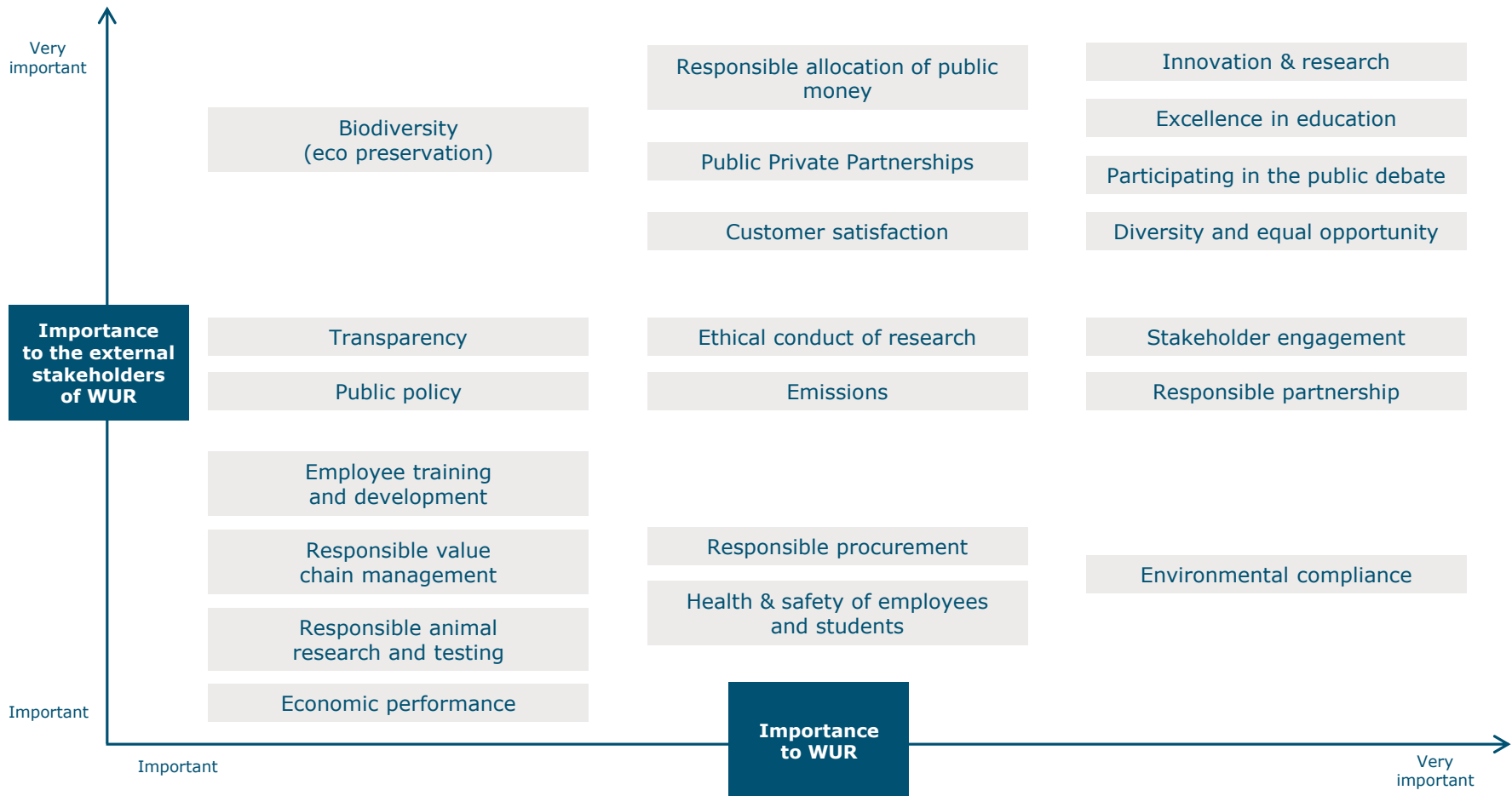


Guideline for reporting

Aspects (GRI G3)	Icon
Economic performance & Market presence	O
Indirect economic impacts	
Materials & waste	Ma
Energy & emissions	
Water use & discharge	
Biodiversity	Mi
Impact products	
Transport	
Environmental protection	
Employment & working conditions	Arbo
Health & safety	
Diversity	
Human Rights	HR
Local communities	
Corruption & Anti-competitive behaviour	Fair
Public Policy	
Compliance	
Product Labelling	
Customer satisfaction	
Marketing Communications	
Customer Privacy	
Investment & procurement practices	C



CSR topics:



Wageningen University's mission for education:

"We educate students to become academic professionals, who can contribute to sustainable solutions for existing and future complex issues in the domain of 'healthy food and living environment' all over the world, and who take their social, personal and ethical responsibilities seriously."

We offer:

- high-quality scientific knowledge (content);
- rich learning environments (organisation of learning processes); and
- flexible and personalised learning paths (flexibility and facilitating learning).

Sustainability in Education

- The past years, WUR has developed a vision for sustainability in her education, research and operational management.
- We strive to practice what we teach.
- We aim to remain a forerunner in transparent, sustainable operations, and in education and research on sustainability.
- Sustainability and value creation are therefore part of our Vision for Education 2017.


Wageningen University performance for Green Metric indicators of sustainability

Sustainability indicator education	2015	2016	2017	2017
Number of courses linked to sustainability	668	625	628	638
Total budget for research on sustainability (dollars)	\$354 million	\$359 million	\$343 million	\$342 million
Total research budget (dollars)	\$590 million	\$564 million	\$543 million	\$526 million
Number of academic publications on sustainability	2198	2669	2803	2197
Number of academic activities	61	86	125	125
Number of student organisations linked to sustainability	13	15	15	15
Information about sustainability on website	Yes	Yes	Yes	Yes

^[1] Number of courses decreases, but the percentage of courses linked to sustainability remained the same.

^[2] Using dollars as currency is required by the Green Metric.

SDG@WUR

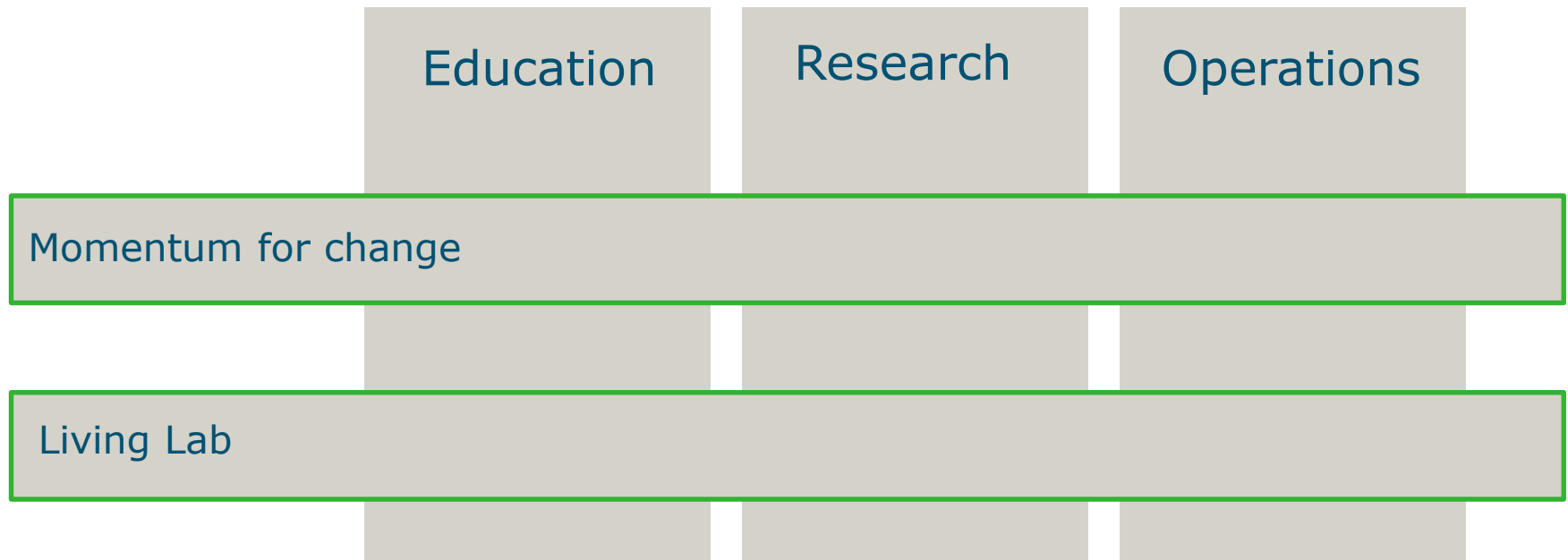


SDG@WUR is targeted at enhancing the SDGs within Wageningen University & Research, and at the same time looking for collaboration opportunities within and outside Wageningen University & Research

Research@wur.nl



'One Wageningen' Approach

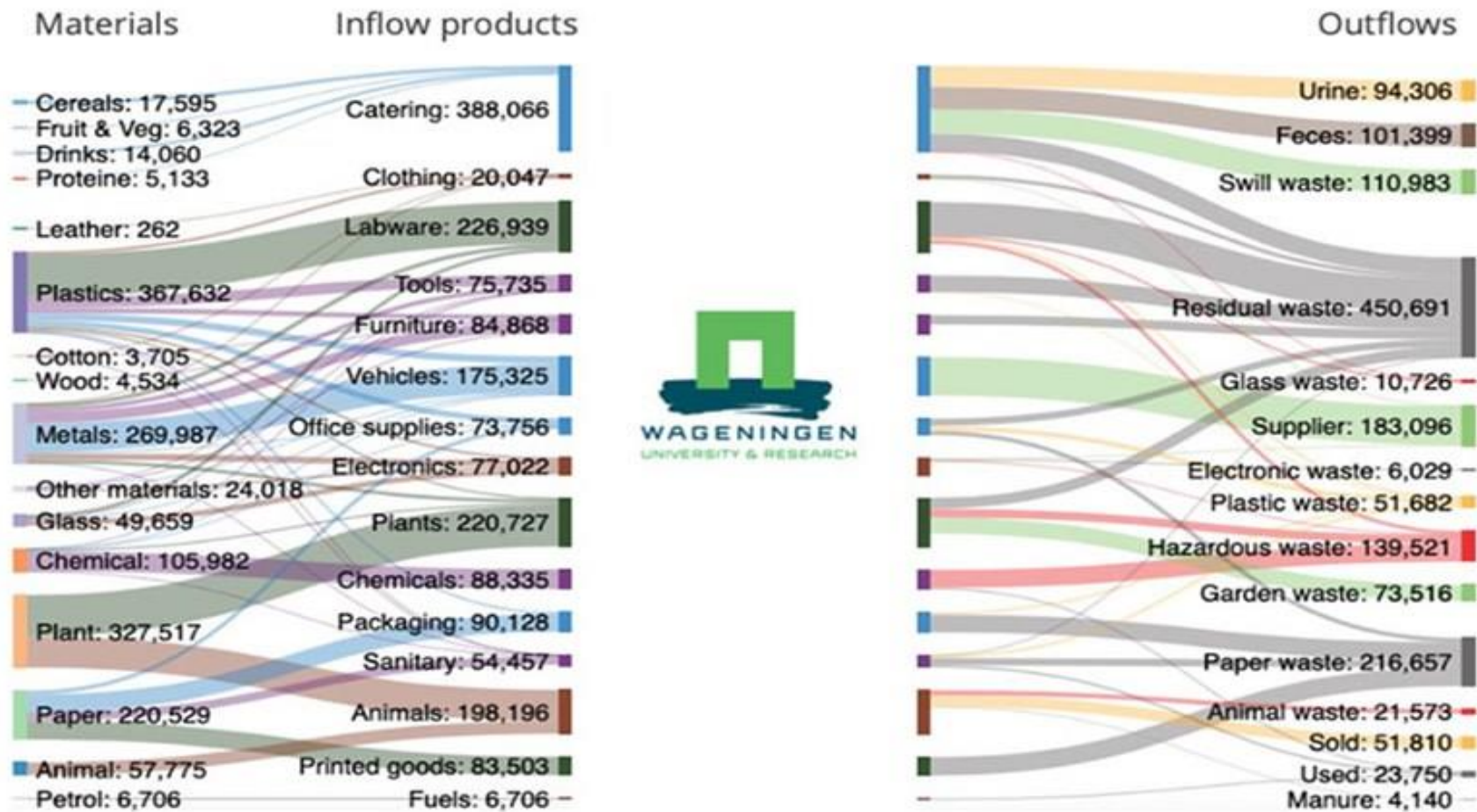


Strategic Plan WUR 2019-2022:
Finding answers together

Next level CSR: WUR themes

- Human resources: aim to be an inclusive organization
- Social responsibility and sustainability in procurement
- Develop a policy on how to prevent, detect and report modern slavery
- Circularity: a new strategy on material flows and waste management
- Catering: food waste
- Energy: a leading role in the energy transition
- Mobility: identifying measures to increase sustainability in travel and transport

Material flows – in and out – WUR



Sustainable rankings



Transparantiebenchmark 2017
De Kristal 2017

Wageningen University
is the greenest university
in the world

University of Indonesia

2014: 37
2015: 32
2016: 3
2017: 1

Received the SustainaBul
award for the fifth time
in a row

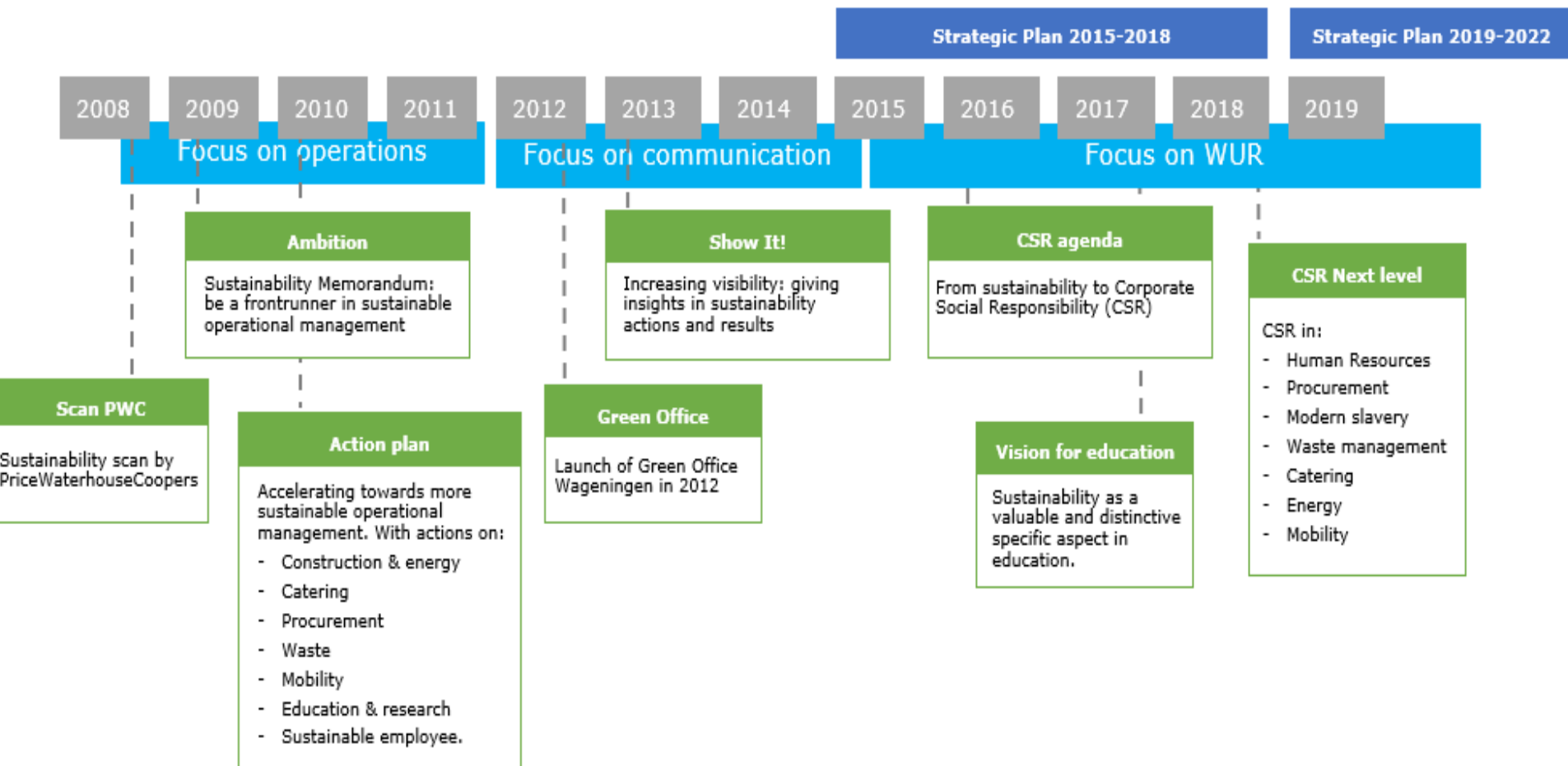
*Studenten van Morgen
(Students of Tomorrow)
(National)*

5 times: 1
2018: 2

Most transparent of all
universities and research
institutions in the
Netherlands

*Ministry of Economic Affairs
(National)*


Timeline towards sustainability and social responsibility



In short:

- Organize the approach
- See as part of the day to day practices and routines
- One step at the time, but continuously
- Wait for the right moment

Thank you for
your attention!



To explore
the potential
of nature to
improve the
quality of life